



District Report Card: 2017


State: Telangana	District: RAJANNA
Class: 8	Subject: Mathematics
Schools: 51	Students: 1077


Participation/Coverage


Students

GENDER 	Boys		Girls	
	Number	%	Number	%
	397	36.86	680	63.14

AREA 	Rural		Urban	
	Number	%	Number	%
	940	87.28	137	12.72

CATEGORY 	SC		ST		OBC		GEN	
	Number	%	Number	%	Number	%	Number	%
	308	28.60	82	7.61	654	60.72	33	3.06

CWSN 	LD	VI	HI	S&LD	ID	Oth
	3	0	2	0	3	25

MANAGEMENT 	Government		Government-aided	
	Number	%	Number	%
	1076	99.91	1	0.09

Average Performance of Students in EVS (%)

Overall	Gender		Area		Management		Social Group			
	Male	Female	Rural	Urban	Govt.	Aided	SC	ST	OBC	GEN
38.23	39.18	37.68	39.78	27.59	38.24	26.67	35.95	32.60	39.40	50.30

Performance on Learning Outcomes (LOs)

Learning Outcomes	Description	Average Performance(%)
M601	Solves problems involving large numbers by applying appropriate operations	37.78
M606	Solves problems on daily life situations involving addition and subtraction of fractions / decimals	32.22
M620	Finds out the perimeter and area of rectangular objects in the surroundings like floor of the class room, surfaces of a chalk box etc.	33.52
M621	Arranges given/collected information in the form of table, pictograph and bar graph and interprets them	35.93
M702	Interprets the division and multiplication of fractions	38.35
M705	Solves problems related to daily life situations involving rational numbers	39.18
M706	Uses exponential form of numbers to simplify problems involving multiplication and division of large numbers.	29.24
M707	Adds/subtracts algebraic expressions	40.11
M710	Solves problems related to conversion of percentage to fraction and decimal and vice versa	26.44
M717	Finds out approximate area of closed shapes by using unit square grid/ graph sheet	31.48
M719	Finds various representative values for simple data from her/his daily life contexts like mean, median and mode	52.04
M721	Interprets data using bar graph such as consumption of electricity is more in winters than summer	49.53
M801	Generalises properties of addition, subtraction, multiplication and division of rational numbers through patterns	26.44
M802	Finds rational numbers between two given rational numbers	39.11
M803	Proves divisibility rules of 2, 3,4, 5, 6, 9 and 11	46.48
M804	Finds squares, cubes, square roots and cube roots of numbers using different methods.	31.84
M808	Use various algebraic identities in solving problems of daily life.	51.40
M812	Verifies properties of parallelogram and establishes the relationship between them through reasoning	33.15
M818	Finds surface area and volume of cuboidal and cylindrical object	32.96
M819	Draws and interprets bar charts and pie charts	39.74

Range of Performance of Students who Answered Correctly							
Below 30%		30% - 50%		50% - 75%		Above 75%	
Number	%	Number	%	Number	%	Number	%
434	40.30	383	35.56	179	16.62	81	7.52

Lowest Performing Learning Outcomes (LOs)

1. Generalises properties of addition, subtraction, multiplication and division of rational numbers through patterns (26.44)
2. Solves problems related to conversion of percentage to fraction and decimal and vice versa (26.44)
3. Uses exponential form of numbers to simplify problems involving multiplication and division of large numbers. (29.24)
4. Finds out approximate area of closed shapes by using unit square grid/ graph sheet (31.48)
5. Finds squares, cubes, square roots and cube roots of numbers using different methods. (31.84)